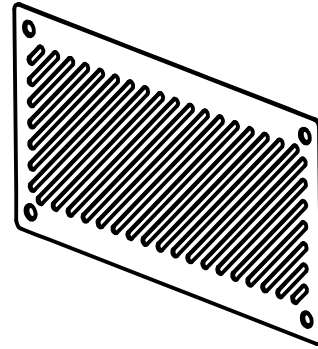
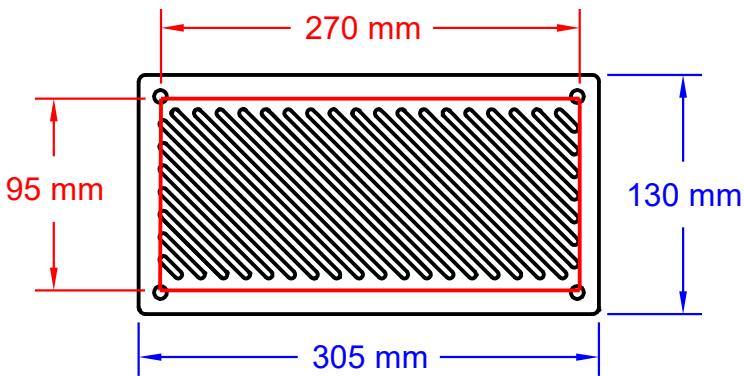




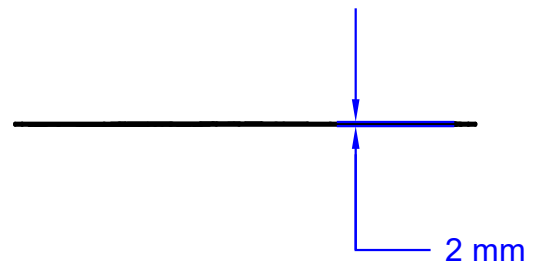
**ITEMS: #44500**  
**S/S VENT (WITHOUT FRAME)**



Isometric View



Top View



Side View

SPEC SHEET NOTE:

1. CUTOUT DIMENSIONS : 270L X 95H
3. SCALE: 1 : 3 ( Printer page scaling none, do not use fit to printable area option)
4. REVISION: 01/2022